


Notice for procurement of skill lab items for Pharmacology Department i.e. Manikin for demonstration of injection techniques ( Full Body , Intravascular, Intramuscular) ( a ) Pharmacology Training Manikins (b) Adult Multi -Venous IV Training & (c) Gluteal IM Injection Manikin / Model are being proprietary articles under Rule 104 of HPFR 2009.

The Department of Pharmacology of Dr. Radhakrishnan Government Medical College & Hospital, Hamirpur (HP) intends to purchase having following detailed items with specifications for setting up Skill Lab / Life Support system Lab in this institution:-

**I. Manikin for Demonstration of injection techniques  
( Full body, Intravascular intramuscular) :**

**(a.) MBBS (Pharmacology) training manikins**

- It should be adult full-body, lifelike manikin to teach all skills of basic patient handling, including the measurement of noninvasive blood pressure the auscultation and recognition of normal and abnormal heart, lung and bowel sounds
- It should have the Head with anatomical landmarks, trachea, and esophagus, along with simulated lungs and stomach, allow the practice of following procedures:
  - Irrigation of the eye and ear (simulated)
  - Application/instillation of medications in the eye, ear and nose including nasal packing
  - Insertion and suctioning of oropharyngeal and nasopharyngeal airways
  - Insertion, securing, and care of endotracheal tubes
  - Tracheostomy care and tracheal suctioning
  - Various oxygen delivery procedures
  - Nasogastric tube insertion, care, medication administration, and removal
  - Gastric lavage
  - Manually generated carotid pulse
  - Deltoid, dorsogluteal, and vastuslateralis IM injections possible (with removable injection pads)
    - Able to sit upright without any support
  - Full range of motion for realistic patient handling
- Articulating IV training arm with replaceable skin and infusible vein system allows peripheral intravenous therapy and site care
  - Multiple venipunctures should be possible in the antecubital fossa and dorsum of the hand
  - Accessible veins include median, basilic and cephalic
  - It should have adequate accessories needed for operating and maintaining manikin
  - It should conform with latest NMC guidelines
  - The manikin should be easily cleanable and maintainable
  - It should have a carry case
  - Manufacturer should have ISO certification : CE/EUCE/USFDA approved



**(b) Adult Multi-Venous IV Training Mannequin****Specification**

- The Male Multi-Venous IV Training Arm Kit is a complete IV therapy training kit which includes a full-size right arms with replaceable skin and veins designed for peripheral intravenous therapy.
- It should allow rotation at deltoid for easier anterior and posterior vein access.
- It should have Multiple injection sites for IV insertion.


(Dorsal veins of hand, Median Vein., Basilic Vein., Cephalic Vein.)

- Realism of the human arm in appearance, feel and resistance at puncture sites.
- Palpable veins enable site selection and preparation.
- Subcutaneous and intramuscular injections may be performed in the deltoid.
- Infusible veins allow peripheral therapy with IV bolus or push injection method.
- Replaceable skin and vein system

It should have all the accessories alongwith :-


(Blood Concentrate, Blood Bag with Tubing and Connector ,Clamp and Hook, Mannequin Lubricant)

- It should confer with latest NMC guidelines
- The manikin should be easily cleanable and maintainable
- It should have a carry case
- Manufacturer should have ISO certification : CE/EUCE/USFDA approved

**(c.) Gluteal IM Injection Manikin / Model**

It should have the following Features:

- Realistic model for practice of intramuscular injection.
- Trainees can feel and confirm the Skelton as required for identifying proper injection sites
- Similar texture of the muscle and skeleton as of a human body and should help in selecting the correct region and angle for injection.
- Manikin should demonstrate a section of upper , outer quadrant of left gluteal region to visualize the underlying structures
- Injected solution should be drained out by the drainage tube.
- The sensation of needle insertion should be very realistic.
- Supplied with stand for giving lateral injection in supine position
- It should have adequate accessories needed for operating and maintaining manikin
- It should confer with latest NMC guidelines
- The manikin should be easily cleanable and maintainable
- It should have a carry case
- Manufacturer should have ISO certification : CE/EUCE/USFDA approved



As per knowledge of college and department concerned, the said articles / items is only manufactured by M/S LAERDAL MEDICAL INDIA PVT LTD. (Principal Firm) and the said firm sells the same items through its authorized agent /dealer i.e. M/S Surgitek, Importer & Distributor of Medical Laboratory Equipments & Diagnostic Kits, Panchkula -134113. The Proprietary certificated issued by the OEM is attached as Annexure -I.

In case there is any other OEM for the above items/ articles, then they are requested to submit their proposal to this Medical College through email [principal.hamirpur@gmail.com](mailto:principal.hamirpur@gmail.com) , hard copy latest by 10 days failing which it will be presumed that there is no other firm who manufacture the required items/ articles/equipment and purchase will be processed and finalized from the available source.

  
(Dr. Tarun Sharma)  
Nodal Officer (Skill Lab),  
Dr. RKGMC Hamirpur (HP)

  
Principal,  
Dr. RKGMC Hamirpur (HP)

No. HFW-HMR(GMC)Store/Pharmacology/2021- 10460-65  
Copy for information and necessary action to:-

Dated : Hamirpur the 14/07/21

1. The Secretary (Health) to the Government of Himachal Pradesh Shimla-02.
2. The Director, Medical Education & Research, HP Shimla-09.
3. The Director, Information and Public Relations, Himachal Pradesh, Shimla-02 with the request to publish the Notice atleast three leading newspapers.
4. The Additional Director (Admin), Dr. RKGMC Hamirpur (HP)
5. The HoD, Department of Pharmacology, Dr. RKGMC Hamirpur (HP)
6. Sh. Bhupesh, Incharge, Information & Technology (IT) Section, IGMC-Shimla. He is requested to upload the Notice on the website of this Medical College at the earliest.

  
Principal,  
Dr. RKGMC Hamirpur (HP)



Date: 11 Feb 2021

Proprietary Certificate & Letter of Confirmation

To Whom It May Concern

We, Laerdal Medical India Private Limited having registered office at No.19, Laerdal Avenue, W. Subbaraj Nagar, Karambakkam, Chennai - 600 024, Tamil Nadu, India certify that Mr. Anand Sankar is a proprietary product of Laerdal Medical having the following qualifications:-

**Primary Care**

- Works with anatomical landmarks, trachea, and esophagus; along with simulated lungs and stomach, allow the practice of many procedures.
  - Irrigation of the eye and ear (simulated)
  - Application/insertion of medications in the eye, ear and nose including nasal packing
  - Mouth and denture care procedures
  - Insertion and suctioning of oropharyngeal and nasopharyngeal airways
  - Insertion, securing, and care of orotracheal tubes
    - Suctioning of airways including vomiting
  - Various oxygen delivery devices (all)
  - NG tube insertion, care, medication administration, and removal
  - Gastric lavage and gavage
  - Bag-valve-mask and oropharyngeal tube insertion, care, and removal
  - Sigmoidoscopy, proctoscopy, and insertion of rectal thermometers (placement only)
  - Frequently simulated medical emergencies
    - Myocardial infarction
    - Asthma
    - Hypoglycemia
    - and stroke (arterial) (Mimickers possible)
  - Care of multiple-trauma victims (airway, pelvic banding)
  - Hemorrhagic shock as depicted, colostomy, ileostomy and suprapubic cystostomy
  - Urinary may be irrigated and will retain an indwelling catheter
  - Bowel care & rectal exam with rectal exam ball (bladder)

**Interchangeable Male and Female Genitalia**

- Genitalia primary patient simulation
- Can be switched between male and female genitalia
- Realistic genital appearance
- Realistic modelling of female genitalia
- Realistic procedures like as performed using fluid for realistic return when used with manpump, fluid may be used for realistic return
- Dilation curves give the natural resistance felt when catheterizing
- Realistic simulation of the natural anal sphincter

**Respiratory Skills and IV Drug Administration**

- Articulating IV training arm with cutaneous vein and infusible vein system allows for phlebotomy intravenous therapy and site care
  - Venipuncture device for the antecubital fossa and dorsum of the hand
  - Accessible veins on the Median, Radial and Cephalic



**Annexure-I**

Dated: 11<sup>th</sup> Feb 2021.

Proprietary Certificate & Letter of Confirmation

**To Whom It May Concern**

Laceral Medical India Private Limited, having registered office at No. 10, 1st Floor, 1st Street, 10, Subbarayan Nagar, Kottambakkam, Chennai - 600 024, Tamil Nadu, India, hereby certifies that **Moduly - Training Armlet** is a proprietary product of Laceral Medical, having the following features:

- 1. It is a lightweight, flexible and comfortable armlet with reproducible skin and veins.
- 2. It is suitable for use in various clinical settings.
- 3. It is suitable for use in various clinical settings.
- 4. It is suitable for use in various clinical settings.
- 5. It is suitable for use in various clinical settings.
- 6. It is suitable for use in various clinical settings.
- 7. It is suitable for use in various clinical settings.
- 8. It is suitable for use in various clinical settings.
- 9. It is suitable for use in various clinical settings.
- 10. It is suitable for use in various clinical settings.
- 11. It is suitable for use in various clinical settings.
- 12. It is suitable for use in various clinical settings.
- 13. It is suitable for use in various clinical settings.
- 14. It is suitable for use in various clinical settings.
- 15. It is suitable for use in various clinical settings.
- 16. It is suitable for use in various clinical settings.
- 17. It is suitable for use in various clinical settings.
- 18. It is suitable for use in various clinical settings.
- 19. It is suitable for use in various clinical settings.
- 20. It is suitable for use in various clinical settings.

Date - 13<sup>th</sup> June 2021

## Proprietary Certificate & Letter of Confirmation To Whom It May Concern

We, Laerdal Medical India Private Limited, having registered office at No.10, 1st Floor, 1st Street, Dr. Subbarayan Nagar, Kodambakkam, Chennai - 600 024, Tamil Nadu, India certifies that Injection Trainer is proprietary product. Having the following unique features -

Our soft tissue injection pad is designed for practicing intradermal, subcutaneous and intramuscular tissue injection techniques. The Injection Trainer has multiple tissue layers representing the epidermis, dermis, fat and muscle layer, and can easily attach to an arm or thigh to help teach professional-to-patient communication.

### Overview

- Epidermis layer peels back to quickly release subcuticular liquid
- Realism
- Tissues are soft and warm to the touch
- Versatility
- Strap for hybrid simulation
- Cleaning
- Durable replaceable epidermis
- Safety
- Latex free

### Skills Gained

- Subcutaneous injection
- Intradermal and intramuscular injection
- Management of tissue
- Professional-to-patient communication

